




















CAMPING PARKS



KEY

- | | | | | | | | |
|---|------------------------|--|--|---|--------------------------------|---|-------------------------|
|  47 | Hardstanding Pitch |  SH | Safari Tents
SH - Swallow's Hide
WH - Willow's Hide |  | Electric Hook-up |  | Refuse Disposal Point |
|  42 | Grass Pitch |  GL | Lakeside Lodges
GL - Grebe Lodge
ML - Moorhen Lodge
IL - Iris Lodge
LL - Lily Lodge
RN - Robin's Nest |  | Drinking & Waste Water |  | Tent Area |
|  78 | Premium Lakeside Pitch |  | Shepherds Huts |  | Fire Point |  | Campsite Tracks |
|  P1 | Standard Camping Pod |  N3 | Night Fishing Swims |  | Lifebuoy |  | Campsite Footpaths |
|  FP1 | Family Camping Pod | | |  | Chemical Toilet Disposal Point |  | Motorhome service point |